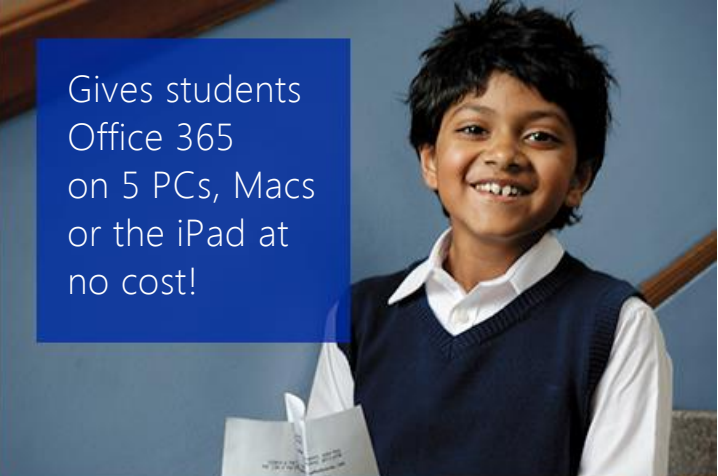



# Olathe Public Schools Announces MS Office 365 Free for Students




Gives students  
Office 365  
on 5 PCs, Macs  
or the iPad at  
no cost!




Access school  
files from  
home  
at any time!



5 Terabyte  
of Storage  
Space on  
OneDrive!



Work just  
got easier!



Collaborate  
with  
peers and  
teachers!

With Microsoft Office 365, all students get free, world-class tools that make it easier to collaborate, interact with teachers and peers, and build their technical skills.

Boost your  
technical  
proficiency!

## Office 365 Benefits:

- **Collaborate without boundaries** online and offline to more easily share resources, jointly use curriculum and assignments, and communicate across device types.
- Work is stored in a **safe, school-managed environment**.

## Office 365 / OneDrive for Business Features:

### Here are the details:

- All students get **Office 365** and **OneDrive** with 5 Terabyte of online (cloud) storage at no cost.
- **OneDrive for Business** includes 5 terabyte (TB) per user, for work files and Office 365 Online for browser-based, real-time co-authoring.
- **Office 365** benefits let students **install the latest version of Office on up to 5 PCs or Macs\*** and on other mobile devices, including Windows tablets, iPads, iPhones, and Android Phones.

\*Access, and Publisher are available on PCs only.

The Olathe Public Schools is pleased to offer this incentive to all students in the district. We regret we **cannot provide support for home installation** or any type of troubleshooting.



*Available after first logging on to the district network and changing your student password!*

Then, you may login with your district login at:

<https://portal.office.com/OLS/MySoftware.aspx>

For all students, your district login is: NETWORKID@stu.olatheschools.org

Example: 730cjs18@stu.olatheschools.org



Click Install Office

Install Office 365 using the instructions provided.

- Access tutorials to assist with getting started using all Office Applications:  
<https://support.office.com/en-au/learn/office365-for-business>

To install the Office 365 APPs on an iPad, visit the APP Store and search for “Office 365”. Office 365 APPs include: Word, PowerPoint, Excel, and One Note.